

# Measles Tip Sheet


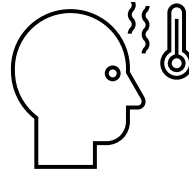
## When to suspect measles:

- With symptoms below AND
- Young children **and/or** those with recent international travel (including Europe)



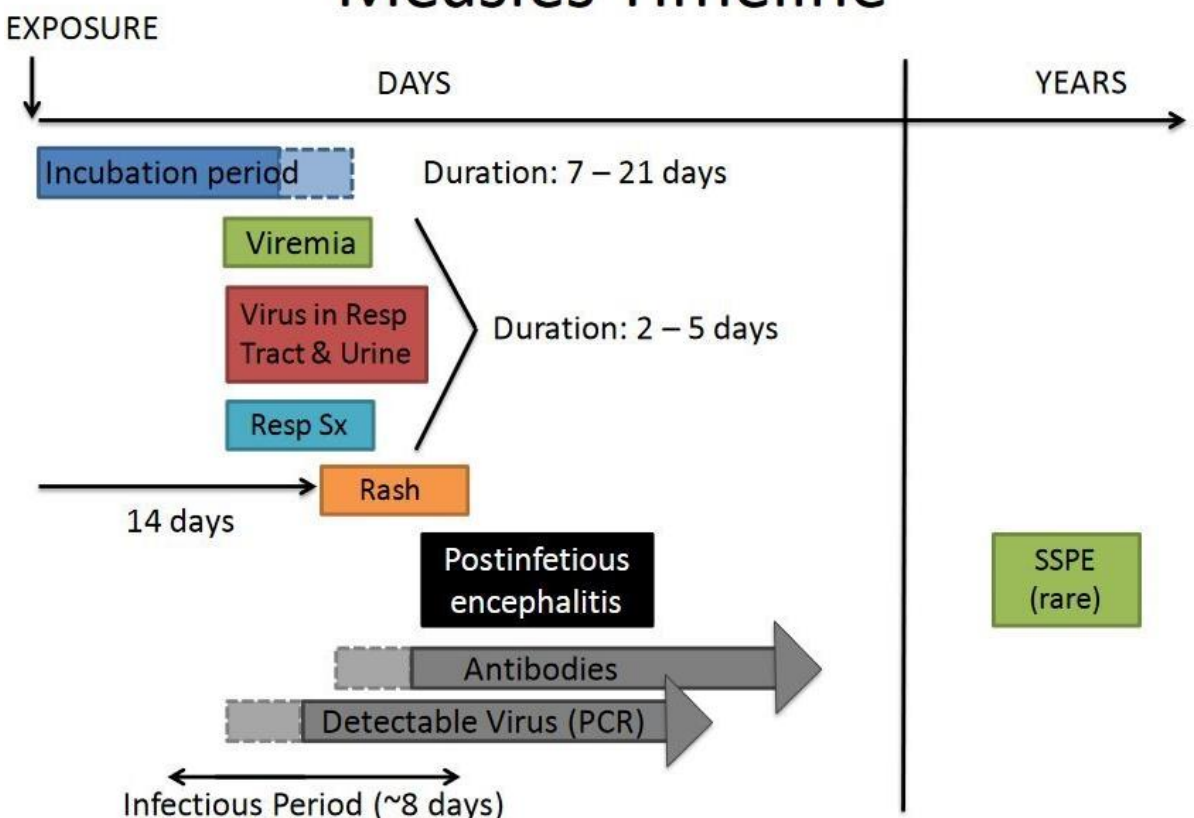
## Symptoms:

- Fever 3-4 days prior to rash
- Cough, Runny Nose, and Conjunctivitis
- Koplik's Spots 2-3 days before rash, white spots with red halo inside the mouth
- Rash 3-5 days on face and hairline first spread to trunk and extremities, dark red, blanches with pressure, slightly elevated maculopapular



NOTE: Contagious 4 days prior to 4 days after rash onset

## Measles Timeline



[Click here](#) for a brief video that reviews clinical features and diagnosis (CDC)

# Measles Tip Sheet

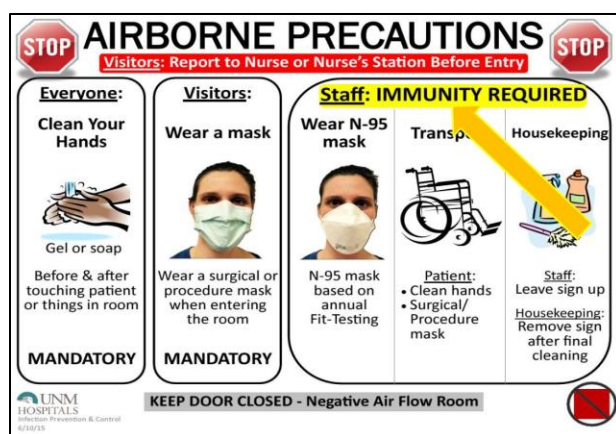
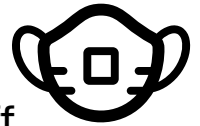


## Actions to take when measles suspected:

Give patient and family members procedure mask ASAP

**Inpatient:** Patient placed in an AIIR (neg pressure) room

- Isolation order: Airborne
- PPE for staff: N95 Required
- Sign to post: White Airborne Precautions \*Staff Immunity Required\*
- Notify Infection Prevention and Control



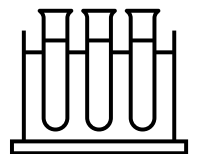
**Outpatient:** Place patient in a single exam room with the door closed

- PPE: N95 Required
- Notify Infection Prevention and Control
- \*If possible, perform assessment in car or other safe outdoor location; need to wear PPE\*

For more details, [click here](#) for UNMH Checklist

## Testing:

- Providers may obtain history from patient
- Contact NM DOH to discuss measles testing
- If testing indicated:
  - Obtain NP or throat swab for PCR using synthetic swab and viral testing media (same as for flu)
  - Obtain measles IgM serology
- For more details about testing, [click here](#)



## Data:

- [Latest CDC data about measles in the U.S.](#)